



Zippie (Transit Optional)
EIZP, Effective August 2008

ACCOUNT INFORMATION

Account No: _____ Drop Ship/Ship To: _____
 Date: _____ Name: _____
 P.O. #: _____ Address: _____
 Buyer: _____ City: _____ State: _____
 Marked For: _____ Zip Code: _____ Phone Number: _____

ZIPPIE (Transit Optional)

■ E1237 Zippie \$1,873.00

FRAMES

Transit System		
<input type="checkbox"/>	023TO19	Optional Transit w/ Std Seating \$150.00 (Requires Selection of Seat and Back)
<input type="checkbox"/>	023TO13	Optional Transit w/o Seating \$150.00
<input type="checkbox"/>	023TO16	Optional Transit w/ Conv. Seating \$150.00
<input type="checkbox"/>	023TO17	Optional Transit w/ Fit Seating \$150.00
<input type="checkbox"/>	023TO15	Optional Transit Omit NC

Frame Color

<input type="checkbox"/>	023C2	Black NC <i>NA with Zebra.</i>
<input type="checkbox"/>	023C10	Black Opal NC
<input type="checkbox"/>	023C1	Blue NC
<input type="checkbox"/>	023C38	Blue Opal NC
<input type="checkbox"/>	023C12	Blue Velvet NC
<input type="checkbox"/>	023C36	Candy Blue NC
<input type="checkbox"/>	023C35	Candy Red NC
<input type="checkbox"/>	023C39	Candy Turquoise NC
<input type="checkbox"/>	023C6	Forest Green NC
<input type="checkbox"/>	023C4	Midnight Purple NC
<input type="checkbox"/>	023C37	Orange NC
<input type="checkbox"/>	023C5	Pearl Pink NC
<input type="checkbox"/>	023C40	Razzleberry NC
<input type="checkbox"/>	023C11	Toxic Green NC
<input type="checkbox"/>	023C8	Yellow NC
<input type="checkbox"/>	023C108	Zebra (Choose above base color \$210.00 <i>Std with white unless above base paint is chosen.</i>)

Custom Colors

NA with Zebra Kolorfusion color.

<input type="checkbox"/>	023C41	Berry Vibrations \$210.00
<input type="checkbox"/>	023C20	Graphite \$210.00
<input type="checkbox"/>	023C42	Stars and Stripes \$210.00

Frame Width

<input type="checkbox"/>	023W1	10" NC
<input type="checkbox"/>	023W2	11" NC
<input type="checkbox"/>	023W3	12" NC
<input type="checkbox"/>	023W4	13" NC
<input type="checkbox"/>	023W5	14" NC
<input type="checkbox"/>	023W6	15" NC
<input type="checkbox"/>	023W7	16" NC

Frame Depth and Back Post Location (See Page 3)

<input type="checkbox"/>	023FD3	12" Frame Depth NC
<input type="checkbox"/>	023FD4	13" Frame Depth NC
<input type="checkbox"/>	023FD5	14" Frame Depth NC
<input type="checkbox"/>	023FD6	15" Frame Depth NC
<input type="checkbox"/>	023FD7	16" Frame Depth NC
<input type="checkbox"/>	023FD8	17" Frame Depth ² NC
<input type="checkbox"/>	023FD9	18" Frame Depth ² NC

Stroller Handle Back Posts (For adaptive seating)

<input type="checkbox"/>	023BP9	Low (21" Ht)	NC
<input type="checkbox"/>	023BP10	Medium (24" Ht)	NC
<input type="checkbox"/>	023BP11	Tall (27" Ht)	NC
<input type="checkbox"/>	023BP12	Removable Stroller Handle Exter	\$85.00
<input type="checkbox"/>	023BP15	Swing Away Adjust. Handle ³	\$100.00

SEATING

Seats	
<input type="checkbox"/>	For use with Conventional Seat ¹³
<input type="checkbox"/>	For use with Jay Fit Seat ¹³

Backs	
<input type="checkbox"/>	For use with Conventional Back ¹³
<input type="checkbox"/>	For use with Jay Fit Back ¹³

ARMREST

Armrest and Armpad			
<input type="checkbox"/>	023AA12	T-Post Regular w/Foam	NC
<input type="checkbox"/>	023AA13	T-Post Tall w/Foam	NC
<input type="checkbox"/>	023AA3	Flip-Up	NC
<input type="checkbox"/>	023AA1	E0973 Adjustable Locking Flip-Up	\$230.00
<input type="checkbox"/>	023AA9	E0973 Single-Post Height Adj. Kids	\$230.00
<input type="checkbox"/>	023AM1	Desk Length (10")	NC
<input type="checkbox"/>	023AM2	Full Length (14")	NC
<input type="checkbox"/>	023AA8	E0973 Single-Post Height Adj. Adult	\$230.00
<input type="checkbox"/>	023AM1	Desk Length (10")	NC
<input type="checkbox"/>	023AM2	Full Length (14")	NC
<input type="checkbox"/>	023AA14	Omit Armrest	NC

FOOTREST

Hanger			
<input type="checkbox"/>	023H1	60° Swing-Away	NC
<input type="checkbox"/>	023H2	70° Swing-Away	STD
<input type="checkbox"/>	023H6	90° Swing-Away ⁴	NC
<input type="checkbox"/>	023H23	E0990 90° Elevating ⁵	\$255.00
<input type="checkbox"/>	023H24	K0053 Articulating (15"-16" w) ^{6,7,8}	\$325.00
<input type="checkbox"/>	023H14	E0990 Elevating (14"-16" w) ^{9,10}	\$255.00

Extension Tube ¹¹

<input type="checkbox"/>	023E1	Short (12"-15")	NC
<input type="checkbox"/>	023E2	Medium (15"-17")	NC
<input type="checkbox"/>	023E5	Long (17"-20")	NC
<input type="checkbox"/>	023E16	K0037 High Mount ¹²	\$55.00

FOOTNOTES

- ¹ Transit option available with Jay Fit, Standard Conventional or Custom Conventional seating systems or on Zippie Frame only.
- ² 17" and 18" frame depth is achieved using rear frame extension plugs.
- ³ Not available with removable stroller handle extension.
- ⁴ Only available with kids angle adjustable, adult angle adjustable, or 90° footboard footplates.
- ⁵ Only available with kids angle adjustable or adult angle adj. Footplates.
- ⁶ Not available with short extension tubes.
- ⁷ Only available with composite and adult angle adjustable footplates.
- ⁸ Not available on frames under 15" wide.
- ⁹ Not available with long extension tubes.
- ¹⁰ Only available with aluminum footplates.
- ¹¹ Not available with 90° hangers and 90° elevating legrest.
- ¹² Available with kids and adult angle adjustable footplates only.
- ¹³ Attach order form.

Footplate			
<input type="checkbox"/>	023F1	Composite w/Heel Loops ^{1,2}	Std
<input type="checkbox"/>	023F3	K0040 Adult Angle Adj. w/Heel Loops ¹	\$150.00
<input type="checkbox"/>	023F5	Aluminum Footplate ³	NC
<input type="checkbox"/>	023F4	K0040 Kids Angle Adjust. w/Leg Straps	\$150.00
<input type="checkbox"/>	023F62	90° Footboard w/Leg Straps	\$150.00
<input type="checkbox"/>	023F48	Platform Flip-Up Footplate ^{1,4}	\$155.00

Footrest / Hanger Options			
<input type="checkbox"/>	023IG2	Impact Guard Neoprene	\$85.00
<input type="checkbox"/>	023A110	E0952 Toe Loop ⁶	\$20.00
<input type="checkbox"/>	023A54	K0038 Extra Leg Strap	\$30.00
<input type="checkbox"/>	023HL4	Omit Heel Loop	NC
<input type="checkbox"/>	023H32	Omit Footplate and Extension Tube	-\$15.00
<input type="checkbox"/>	023HL6	Omit Single Legstrap	NC

CASTERS			
<input type="checkbox"/>	023CW5	5" Low-Profile Polyurethane	NC
<input type="checkbox"/>	023CW33	6" Pneumatic	\$75.00
<input type="checkbox"/>	023CW34	6" Polyurethane	NC
<input type="checkbox"/>	023CW21	8" Pneumatic ⁷	\$75.00
<input type="checkbox"/>	023CW32	8" Polyurethane ⁷	NC
<input type="checkbox"/>	023CW36	8" x 2" Pneumatic ⁷	\$145.00
<input type="checkbox"/>	023CW37	8" x 2" Pneumatic w/Airless Insert ⁷	\$225.00

Caster Options			
<input type="checkbox"/>	023CS5	3/4" Longer Fork Stem Bolt	NC
<input type="checkbox"/>	023CS3	K0073 Caster Pin Locks ⁸	\$80.00
<input type="checkbox"/>	023CS4	Quick-Release Caster Stems ^{8,9}	\$160.00
<input type="checkbox"/>	023CW12	Omit Casters	NC

AXLE AND WHEEL

Axle Plate			
<input type="checkbox"/>	023AL2	Standard	NC
<input type="checkbox"/>	023AL6	E0959 Amputee	\$85.00

Axle			
<input type="checkbox"/>	023AX1	Quick Release	NC
<input type="checkbox"/>	023AX11	Quad Quick Release	\$90.00

Rear Wheel Size			
<input type="checkbox"/>	023RW13	12" Mag	\$40.00
<input type="checkbox"/>	023RW14	16" Mag	\$40.00
<input type="checkbox"/>	023RW3	20" Mag	Std
<input type="checkbox"/>	023RW8	22" Mag	NC
<input type="checkbox"/>	023RW1	24" Mag	NC
<input type="checkbox"/>	023RW4	20" Spoke	\$200.00
<input type="checkbox"/>	023RW9	22" Spoke	\$200.00
<input type="checkbox"/>	023RW2	24" Spoke	\$100.00
<input type="checkbox"/>	023RW25	Omit Rear Wheels and Axles	-\$55.00

Rear Wheel Tire			
<input type="checkbox"/>	023RT1	Pneumatic	NC
<input type="checkbox"/>	023RT2	E2213 Pneumatic Airless Insert	\$70.00
<input type="checkbox"/>	023RT3	Full Polyurethane ^{10,13}	NC
<input type="checkbox"/>	023RT4	Low Polyurethane ¹¹	NC
<input type="checkbox"/>	023RT6	High Pressure Clincher ^{11,12}	\$95.00
<input type="checkbox"/>	023RT8	Kevlar ¹¹	\$95.00

Handrim ^{10,13}			
<input type="checkbox"/>	023HR1	Aluminum Anodized	NC
<input type="checkbox"/>	023HR4	Plastic Coated	\$85.00
<input type="checkbox"/>	023HR7	Omit Handrim	-\$20.00

Projections ¹¹ (Not Available on Plastic Coated)			
<input type="checkbox"/>	023HR8	8 Oblique	\$195.00
<input type="checkbox"/>	023HR9	8 Vertical ¹⁴	\$195.00
<input type="checkbox"/>	023HR10	12 Oblique	\$195.00
<input type="checkbox"/>	023HR11	12 Vertical ¹⁴	\$195.00

Wheel Lock			
<input type="checkbox"/>	023WL1	High Mount Push	NC
<input type="checkbox"/>	023WL2	High Mount Pull	NC

Wheel Lock (Continued)			
<input type="checkbox"/>	023WL11	Foot Wheel Lock ¹⁵	NC
<input type="checkbox"/>	023WL10	Omit	NC

Extension Handle			
<input type="checkbox"/>	023EH1	E0961 6" Pair	\$60.00
<input type="checkbox"/>	023EH2	E0961 6" Right	\$30.00
<input type="checkbox"/>	023EH3	E0961 6" Left	\$30.00

Anti-Tip			
<input type="checkbox"/>	023AO1	Front Anti-Tip ^{16,19}	\$150.00
<input type="checkbox"/>	023AT1	Rear Anti-Tip	\$135.00

Grade Aid ¹⁴			
<input type="checkbox"/>	023GA1	E0974 Grade Aid	\$90.00

ACCESSORIES

Backpack			
<input type="checkbox"/>	023A1	Black Utility Backpack	\$55.00
<input type="checkbox"/>	023A2	Black/Charcoal Kids	\$50.00

Seat Pouch			
<input type="checkbox"/>	023A8	Black	\$45.00

Miscellaneous			
<input type="checkbox"/>	023A52	E2207 Crutch Holder	\$65.00
<input type="checkbox"/>	023A83	Tool Kit	\$25.00
<input type="checkbox"/>	023A82	Caddy	\$45.00

Pelvic Positioning Belt			
<input type="checkbox"/>	023A112	E0978 1" Dual Pull Side Squeeze Padded	\$85.00
<input type="checkbox"/>	023A12	E0978 Belt 2" Aircraft Buckle	\$85.00
<input type="checkbox"/>	023A13	E0978 Belt 2" Aircraft Buckle Padded	\$115.00
<input type="checkbox"/>	032A14	E0978 Belt 1.5" Auto Buckle w/Clamps	\$60.00

Spoke Guard ¹⁷			
<input type="checkbox"/>	023A23	K0065 Black	\$90.00
<input type="checkbox"/>	023A24	K0065 Clear	\$90.00

Touch-Up Paint			
<input type="checkbox"/>	023A27	Frame	\$25.00
		Color:	

Upper Extremity Support Tray			
<input type="checkbox"/>	023A29	E0950 X-Small (10"-12")	\$200.00
<input type="checkbox"/>	023A30	E0950 Small (13"-14")	\$200.00
<input type="checkbox"/>	023A31	E0950 Medium (15"-17")	\$200.00

Side Guard			
<input type="checkbox"/>	023SG4	Plastic Kids ¹⁸	\$120.00
<input type="checkbox"/>	023SG3	Plastic Regular ¹⁸	\$120.00

TOTAL CHAIR PRICE \$ _____

FOOTNOTES:

- ¹ Available on 14"-16" frame widths only.
- ² Not available with 90° hangers or elevating legrest.
- ³ Available with elevating hangers only.
- ⁴ Available on 60° and 70° hangers only.
- ⁵ Not available with amputee axle plate.
- ⁶ Only available with adult angle adjustable footplates.
- ⁷ Not available on 10" widths and 90° hangers.
- ⁸ Not available with 8" x 2" casters.
- ⁹ Not available with 3/4", 1-1/2" fork stem bolts or caster pin locks.
- ¹⁰ Not available with 16" wheels.
- ¹¹ Available on 24" rear wheels only.
- ¹² Not available with mag wheels.
- ¹³ Not available with 12" rear wheels.
- ¹⁴ Not available with low polyurethane or high pressure clincher tires.
- ¹⁵ Only available in 12" and 16" rear wheels.
- ¹⁶ Not available with caster pin locks.
- ¹⁷ Not available on 12" and 16" rear wheels
- ¹⁸ Not available with height adjustable armrests.
- ¹⁹ Not available with transit option.
- ²⁰ Should additionally be billed as E0951.
- ²¹ Should additionally be billed as K0038.

STANDARD CONVENTIONAL SEATING SYSTEM

SPECIFICATIONS

- Seat Width ¹ _____
- Seat Depth ² _____
(Actual client measurement)
- Back Width ^{1,4} _____
- Back Height _____
- Client Chest Width _____

ALL ATTACHING SEAT AND BACK HARDWARE INCLUDED

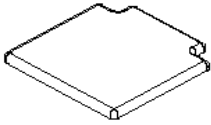
Standard Planar Back has 1" foam thickness ³
 Standard "B" Back has 1" foam thickness ³
 Standard Planar cushion is 1.5" thick with 2" x 2" rear notches for growth
 Standard Wedge cushion has 2" x 2" rear notches for growth

- 1.5" thick at rear to 2" thick at front for small cushions up to 15" long
- 1.5" thick at rear to 3" thick at front for large cushions longer than 15"

Medium Poly Foam

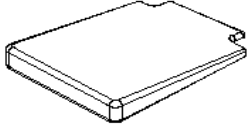
SEAT

Standard Planar



___ Up to 15" wide: \$340
 ___ Over 15" wide: \$375

Standard Wedge Modification



___ Up to 15" wide: \$305
 ___ Over 15" wide: \$330

POSITIONING ACCESSORY OPTIONS

Lateral Hip Supports \$195/pr

- Small pads = 3 x 4
- Large pads = 4 x 6

Lateral Thigh Supports \$195/pr

- Small pads = 3 x 4
- Large pads = 4 x 6

Fixed Brackets (included)

- Straight
- 1" Inset
- 2" Inset

Flip down adj. Medial thigh support \$430

- Small pads = 3 x 4 with cover
- Large pads = 4 x 6 with cover

Pelvic Positioning Belt

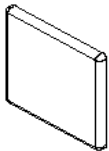
- Small = 1" padded dual pull \$70/ea
- Large = 1.5" padded dual pull \$80/ea

Choose Fabric

- Naugahyde N/C
- Parapak N/C

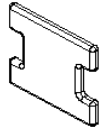
BACK

Standard Planar



___ Up to 15" wide: \$325
 ___ Over 15" wide: \$360

Standard -Back
(must provide client chest width)



___ Up to 15" wide: \$430
 ___ Over 15" wide: \$460

POSITIONING ACCESSORY OPTIONS

Lateral Thoracic Supports \$190/pr

- Small pads = 3 x 4 flat
- Large pads = 4 x 6 flat

Fixed Brackets (included)

- Straight
- 1" Inset
- 2" Inset

Slide In Headrest \$220

- Small pad=3-1/2" x 7-3/4"w/short shaft
- Large pad=5-1/2" x 10-1/2" w/long shaft

Anterior Trunk Support \$120

- Small harness
- Medium harness

Choose Fabric

- Naugahyde N/C
- Parapak N/C

FOOTNOTES:

- 1 Must be the same as frame width.
- 2 "B" from back post location diagram.
- 3 2" total thickness with wood and hardware.
- 4 Will only mount to 1" diameter back canes.

